

Performance since Inception: 74.2%

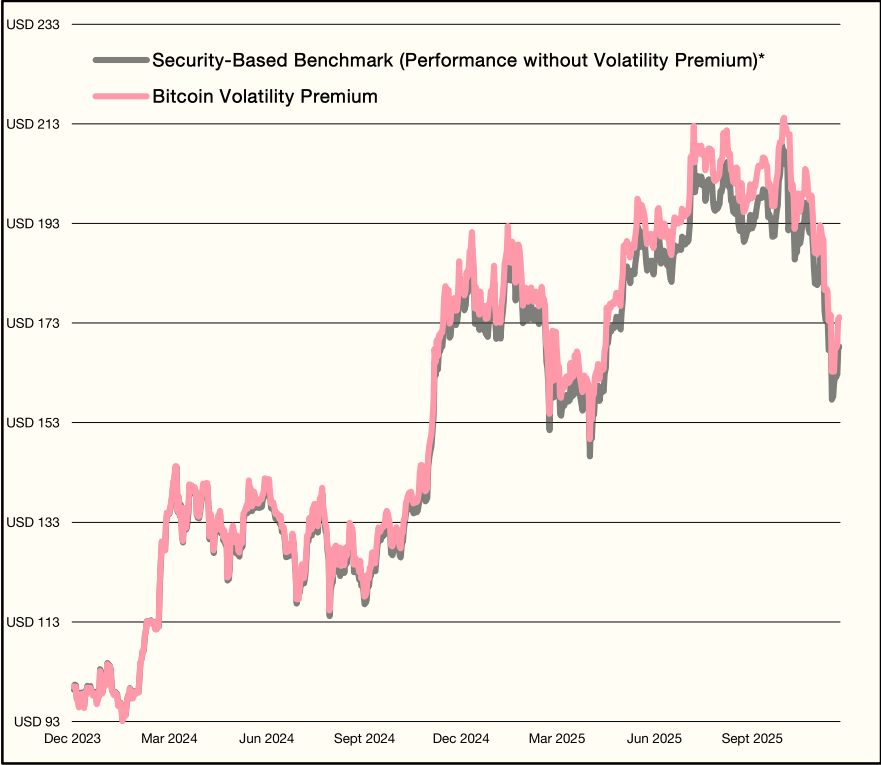
Bitcoin Volatility Premium AMC

The Bitcoin Volatility Premium AMC invests algorithmically in Bitcoin and US Dollars aiming to collect a volatility premium while optimizing the risk return profile of a Bitcoin investment and providing liquidity to the BTC/USD spot market.

Facts

NAV/Price	\$174.18
ISIN	CH1108677886
Issuer	Z Securitisation SA
Paying Agent	ISP Securities AG
Asset Manager	Zeltner & Co GmbH
Type of Product	Actively Managed Certificate (AMC)
Target Investor Group	For qualified Investors only
Currency	USD
Issue Date	07.12.2023
Maturity Date	27.10.2033 (with reopening clause)
AuM	\$67'421'943
Total Fees	0.5% for AuM <50m (min. 50K) 0.45% for AuM >50m 0.4% for AuM >100m 0.35% for AuM >300m 0.3% for AuM >500m 0.25% for AuM> 1b
Secondary Market Spread	0.2% for Orders >10m 0.1% for Orders >50m 0.05% for Orders >100m 0.025% fo Orders >200m
Liquidity	Daily
Issue Price	100% of basket value
Nominal	\$100

Performance (Net of Fees)



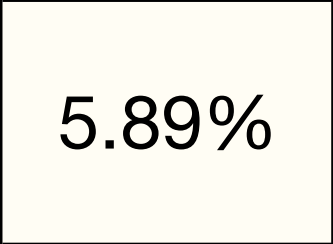
\*Security-based benchmark = performance without volatility premium (if the market has been moving straight to a certain BTC price level with the product only selling or buying at same steps as the algorithm to maintain the target capital ratio).

Monthly Performance (Net of Fees)

2025	Jan	Feb	Mar	Apr	May	Jun	Jul	Aug	Sep	Oct	Nov	Dec	YTD
BVP AMC	7.78%	-17.49%	-7.20%	11.10%	7.69%	1.87%	7.10%	-5.09%	2.46%	-2.14%	-11.89%	-	0.10%
BENCH*	7.60%	-17.60%	-7.38%	10.65%	7.58%	1.77%	6.99%	-5.14%	2.38%	-2.34%	-11.97%	-	-1.53%
DELTA	0.18%	0.10%	0.18%	0.45%	0.11%	0.10%	0.11%	0.05%	0.08%	0.19%	0.07%	-	1.62%
2024	Jan**	Feb	Mar	Apr	May	Jun	Jul	Aug	Sep	Oct	Nov	Dec	Full Year
BVP AMC	-1.11%	30.54%	8.20%	-6.74%	5.64%	-7.05%	5.76%	-7.15%	6.23%	8.28%	22.25%	-1.47%	74.01%
BENCH*	-0.98%	30.39%	7.90%	-6.96%	5.48%	-7.16%	5.57%	-7.41%	6.09%	8.17%	22.05%	-1.66%	70.90%
DELTA	-0.13%	0.15%	0.30%	0.21%	0.15%	0.11%	0.19%	0.26%	0.14%	0.12%	0.19%	0.19%	3.11%

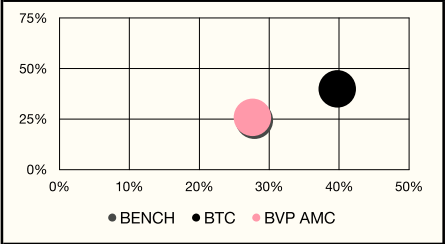
\*Security-based benchmark  
\*\*Includes December 2023 performance

Volatility Premium



Volatility Premium: AMC performance since inception minus security-based benchmark performance.

Risk/Return



Risk/Return: x-axis = annualized volatility of daily returns since product inception. y-axis = annualized average daily return since product inception.

Statistics

PERFORMANCE MEASURE	BVP AMC	BENCH	BITCOIN
Annualized Volatility <sup>1</sup>	27.57%	27.83%	39.72%
Sharpe Ratio <sup>2</sup>	0.78	0.72	0.90
Beta <sup>3</sup>	0.6681	0.7007	1.0000
Jensen's Alpha <sup>4</sup>	-0.44%	-9.75%	0.00%

<sup>1</sup> Annualized standard deviation of weekly returns since inception.  
<sup>2</sup> Annualized average daily return since inception minus the average 1-year Treasury yield over the same period, divided by the annualized volatility since inception.  
<sup>3</sup> Covariance with Bitcoin returns divided by the variance of Bitcoin returns since inception.  
<sup>4</sup> Annualized return since inception minus return predicted by the CAPM model.

The explanations and information in this publication have been compiled by Zeltner & Co. GmbH to the best of its knowledge exclusively for information and marketing purposes. This publication does not constitute a solicitation or an offer or recommendation to buy or sell any investment instruments or to engage in any other transactions. It also does not constitute advice on legal, tax or other issues. The information contained in this publication should not be construed as a personal recommendation and does not consider the investment objectives, the investment strategies or the financial situation or needs of any particular person. They are based on numerous assumptions. Different assumptions can lead to materially different results. All information and opinions contained in this publication come from sources deemed reliable and credible. Zeltner & Co. GmbH and its employees disclaim all liability for incorrect or incomplete information as well as losses or lost profits that may arise from the use of information and the consideration of opinions. A past performance or positive return on an investment is not a guarantee of future results and a positive return in the future. Similarly, exchange rate fluctuations can have a negative impact on the development, value or return of financial instruments. All information and opinions as well as stated forecasts, estimates and market prices are only current at the time of writing this publication and are subject to change at any time without prior notice. Any duplication or reproduction of this publication, even in extracts, is not permitted without the prior written consent of Zeltner & Co. GmbH. Unless otherwise agreed in writing, any distribution and transmission of this publication material to third parties is prohibited. Zeltner & Co. GmbH assumes no liability for claims or actions of third parties resulting from the use or distribution of this publication. The distribution of this publication may only take place within the framework of the applicable legislation. It does not apply to persons abroad who do not allow access to such publications by the legal system of their country of domicile.